



Actual size (1:1)


# CRONO *Super* PID

*Ambulatory infusion pump*



Distributed by:  
Intra Pump Infusion Systems  
920 Minters Chapel Rd, Suite 600  
Grapevine, TX 76051  
Tel: 866-211-7867  
Fax: (630) 845-2768  
[www.intrapump.com](http://www.intrapump.com)

Man.: CANÈ S.p.A. Medical Technology  
Rivoli (TO) - Italy

**1**

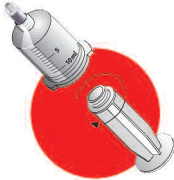
## DESCRIPTION OF THE PUMP

**CRONO Super PID** is an ambulatory syringe infusion pump intended for the controlled administration of liquids into the patients. This means that the pump can be worn during the infusion.

**CRONO Super PID** combines high technology with innovative design. Thanks to the small size of the pump the patients can administer the drug any time during the day without interrupting daily life or leisure activities.

**CRONO Super PID** can only be used together with Crono PID syringes 10 or 20 ml.


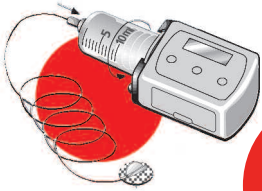
**CRONO Super PID** has a particular mechanism which pushes directly on the rubber syringe piston, which makes it possible to reach a significant thrust force and high accuracy of administration.

**2**

For a better absorption of the drug **CRONO Super PID** administers 22 µl per impulse.

In case of occlusion, an innovative infusion control system makes it possible to proceed with the infusion automatically and, after the occlusion is eliminated, to complete it.

**CRONO Super PID** is fitted with a liquid cristal display which shows the time it takes to complete the delivery, the syringe size and the battery charge status.

**3**

## TECHNICAL FEATURES

<b>Pump size</b>	77 x 48 x 29 mm (3 x 1.9 x 1.1 inch).
<b>Weight</b>	116 g (battery included).
<b>Battery</b>	CR 123A 3V Lithium battery.
<b>Syringes</b>	10 and 20 ml dedicated syringe with universal luer-lock.
<b>Delivery time</b>	Programmable from: - 1 h to 99 h with 15 min steps; - 15 min to 1 h with 5 min steps (10 ml syringe); - 30 min to 1 h with 5 min steps (20 ml syringe).
<b>Accuracy</b>	+/- 2%.
<b>Available occlusion pressure</b>	6.0 <sup>+1/2</sup> bar.
<b>Data storage</b>	Programmable data are automatically stored in the pump's memory. The data are not lost when the battery is removed.
<b>Lock functions</b>	Locked / Unlocked.
<b>Safety circuits</b>	Designed to control the regular working of the pump. In the event of an anomaly acoustic signals are emitted and error messages are shown on the display.
<b>Operating conditions</b>	+10 °C / +45 °C 30% / 75% RH 700 hPa / 1060 hPa.
<b>Storage conditions</b>	-10°C / +60 °C 10% / 100% RH 500 hPa / 1060 hPa.

D 01/USA/02