

# CRONO Super PID

## Ambulatory Infusion Pump

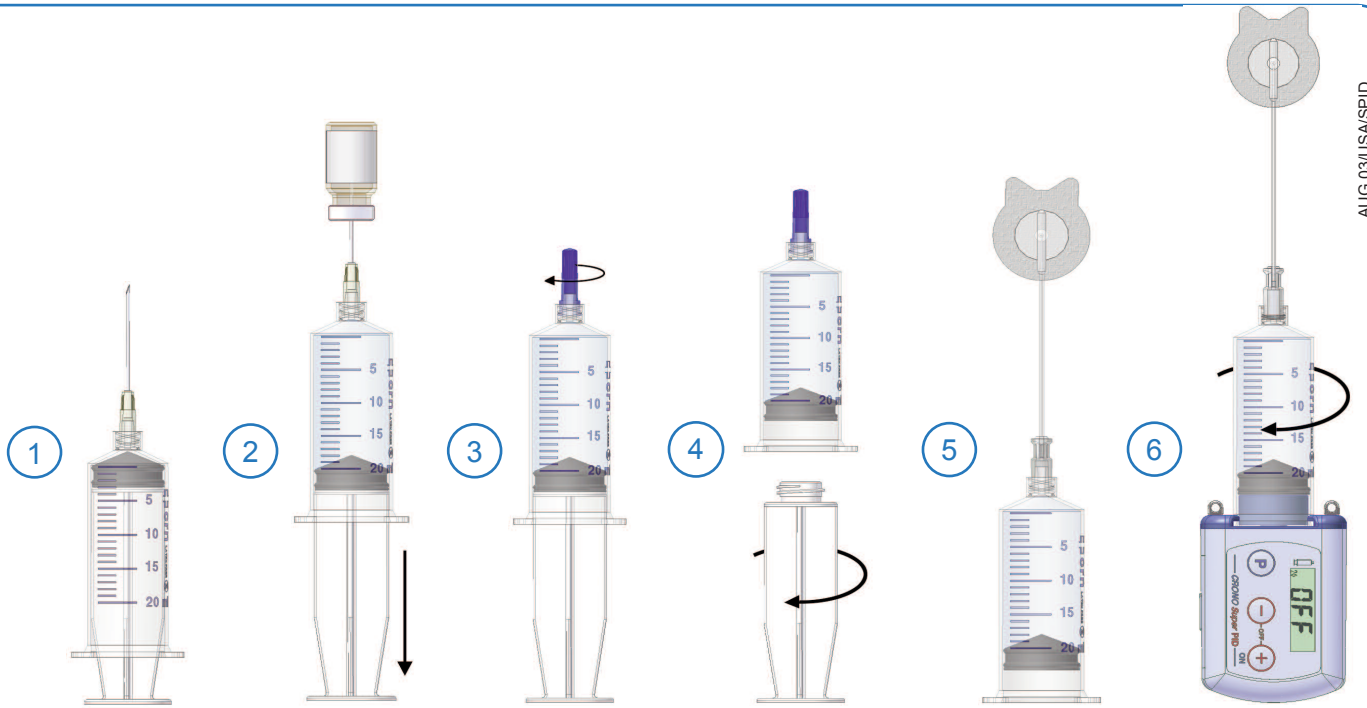
### ABBREVIATED USER GUIDE



Keep buttons depressed for a few seconds to activate commands.  
When the pump is locked the syringe symbol blinks.

<b>BATTERY COMPARTMENT</b>	<b>BATTERY INSERTION PHASE</b>	<b>SCREEN</b>
	<ul style="list-style-type: none"> <li>• Pump safety test</li> <li>• Pusher self-adjust</li> <li>• Pump switches OFF</li> </ul>	<pre> 08.08 1--- OFF                     </pre>
<b>BUTTONS</b>	<b>PROGRAMMING</b>	<b>SCREEN</b>
<p>PUMP OFF</p> <ul style="list-style-type: none"> <li><b>p</b> 1st depressing</li> <li><b>p</b> 2nd depressing</li> <li><b>p</b> 3rd depressing</li> <li><b>- / +</b></li> </ul>	<p>Conditions for programming:</p> <ul style="list-style-type: none"> <li>- Pump in OFF;</li> <li>- Start of a new infusion;</li> <li>- Pump unlocked;</li> </ul> <ul style="list-style-type: none"> <li>• Syringe size setting (10 / 20 ml)</li> <li>• End of infusion acoustic signal setting: OFF / ON</li> <li>• Partial volume setting: 1-20 ml in steps of 1 ml</li> <li>• Decrease/Increase above parameters</li> </ul>	<pre> .. .. ALD .. AL.1 .. P.c                     </pre>
<ul style="list-style-type: none"> <li><b>p</b> and <b>-</b> depress simultaneously</li> <li><b>-</b> depressed for 8 seconds</li> </ul>	<b>PUSHER REVERSING / NUMBER OF INFUSIONS DELIVERED</b> <ul style="list-style-type: none"> <li>• Pusher reversing to the infusion starting position</li> <li>• Number of infusions delivered</li> </ul>	<pre> .. End .. 1--- .. OFF .. 00 15                     </pre>
<ul style="list-style-type: none"> <li><b>+</b></li> </ul>	<b>PUMP ON</b> <ul style="list-style-type: none"> <li>• Pump switches ON</li> </ul>	<pre> .. 30'                     </pre>
<b>BUTTONS</b>	<b>PRIME</b>	<b>SCREEN</b>
<ul style="list-style-type: none"> <li><b>p</b></li> </ul>	<ul style="list-style-type: none"> <li>• Pump unlocked: 0.2 ml each depressing</li> <li>• Pump locked: maximum 10 boluses or 2 minutes for priming</li> </ul>	<pre> .. 1---                     </pre>
<p>PUMP ON</p> <ul style="list-style-type: none"> <li><b>- / +</b></li> </ul>	<b>PROGRAMMING</b> <ul style="list-style-type: none"> <li>• Delivery time setting (pump unlocked):                         <ul style="list-style-type: none"> <li>- from 1 h to 99 h with 15 min steps</li> <li>- from 15 min to 1 h with 5 min steps (10 ml syringe)</li> <li>- from 30 min to 1 h with 5 min steps (20 ml syringe)</li> </ul> </li> </ul>	<pre> .. 10.15 .. 30'                     </pre>
<ul style="list-style-type: none"> <li><b>-</b> and <b>+</b> depress simultaneously</li> </ul>	<b>PUMP OFF</b> <ul style="list-style-type: none"> <li>• Pump switches OFF</li> </ul>	<pre> .. OFF                     </pre>
<p>END OF INFUSION</p>	<ul style="list-style-type: none"> <li>• End of infusion</li> <li>• Pusher automatic reversing</li> <li>• Automatic switch OFF</li> </ul>	<b>SCREEN</b> <pre> .. End .. 1--- .. OFF                     </pre>






## PREPARATION OF THE SYRINGE



AUG 03/USA/SPID

## WARNING SIGNALS

Warnings are accompanied by audible signals.

WARNING SIGNALS	DESCRIPTION	ACTION
.. Err	UNFEASIBLE OPERATION	-----
20 Er. 1	INCORRECT RESET	RESTART DEVICE*
20 Er. 2	CRITICAL CONDITION OF THE SECURITY SYSTEM	PRESS BUTTON 
20 Er. 3	IRREGULARITY OF THE MOTOR CIRCUIT	PRESS BUTTON 
20 Er. 4	MECHANICAL BLOCK DURING "END" PHASE CAUSED BY FOREIGN MATTER OBSTRUCTING THE PUSHER'S REVERSAL	1. REMOVE THE CAUSE 2. RESTART DEVICE*
20 Er. 5	IRREGULARITY OF THE PUSHER ADVANCEMENT	PRESS BUTTON 
20 0000	OCCCLUSION	PRESS BUTTON 
20 Er. 8	READING MEMORY ERROR (EEPROM)	RESTART DEVICE*
20 Er. 9	ERROR WITHIN THE MOTOR PILOTING CIRCUIT	RESTART DEVICE*
20 Er. d	UNFEASIBLE OPERATION  BUTTON LOCKED	REFER TO USER GUIDE
.. Err	UNFEASIBLE OPERATION PUMP LOCKED	-----

\*To restart the device after an alarm message, remove the battery and wait at least 15 seconds before replacing the battery.

If the device will not re-start, contact your authorized distributor.

### Distributor:

Intra Pump Infusion Systems  
920 Minters Chapel Rd, Suite 600  
Grapevine, TX 76051  
Tel: 866-211-7867 - Fax: (630) 845-2768  
www.intrapump.com

### Manufacturer:

CANÈ S.p.A.  
Via Cuorgnè, 42/a - 10098 Rivoli  
Torino, Italy