



Actual size (1:1)


CRONO *Super* PID

Ambulatory infusion pump



Distributed by:
Intra Pump Infusion Systems
401 Southwestern Blvd., Suite 160
Coppell, TX 75019 USA
Tel: 1-866-211-7867
www.intrapump.com

Man.: CANÈ S.p.A. Medical Technology
Rivoli (TO) - Italy

1

DESCRIPTION OF THE PUMP

CRONO Super PID is an ambulatory syringe infusion pump intended for the controlled subcutaneous administration of liquids into the patients. This means that the pump can be worn during the infusion.

CRONO Super PID combines high technology with innovative design. Thanks to the small size of the pump the patients can administer the drug any time during the day without interrupting daily life or leisure activities.

CRONO Super PID can only be used together with Crono PID syringes 10 or 20 ml.


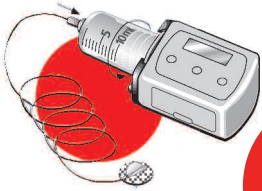
CRONO Super PID has a particular mechanism which pushes directly on the rubber syringe piston, which makes it possible to reach a significant thrust force and high accuracy of administration.

2

For a better absorption of the drug **CRONO Super PID** administers 22 µl per impulse.

In case of occlusion, an innovative infusion control system makes it possible to proceed with the infusion automatically and, after the occlusion is eliminated, to complete it.

CRONO Super PID is fitted with a liquid cristal display which shows the time it takes to complete the delivery, the syringe size and the battery charge status.

3

TECHNICAL FEATURES

Pump size	77 x 48 x 29 mm (3 x 1.9 x 1.1 inch).
Weight	116 g (battery included).
Battery	CR 123A 3V Lithium battery.
Syringes	10 and 20 ml dedicated syringe with universal luer-lock.
Delivery time	Programmable from: - 1 h to 99 h with 15 min steps; - 15 min to 1 h with 5 min steps (10 ml syringe); - 30 min to 1 h with 5 min steps (20 ml syringe).
Accuracy	+/- 2%.
Available occlusion pressure	6.0 ^{+1/2} bar.
Data storage	Programmable data are automatically stored in the pump's memory. The data are not lost when the battery is removed.
Lock functions	Locked / Unlocked.
Safety circuits	Designed to control the regular working of the pump. In the event of an anomaly acoustic signals are emitted and error messages are shown on the display.
Operating conditions	+10 °C / +45 °C 30% / 75% RH 700 hPa / 1060 hPa.
Storage conditions	-10°C / +60 °C 10% / 100% RH 500 hPa / 1060 hPa.

D 01/USA/03